



4. Rally Železniki

BULETTIN / BILTEN 1

Date/ Datum : 26.06.2017 Time/ Čas 12:00

Subject/ Zadeva : BULLETIN No. 1/BILTEN ŠT. 1 Document No: 1.1

From/ Od: CLERK OF THE COURSE / DIREKTOR DIRKE

To/ Za: All competitors/ Crew members  
Vse tekmovalce/ Člane posadk

Number of pages / Število strani 4 Zveza \_\_0\_\_

## 2 ORGANISATION AND DESCRIPTION / ORGANIZACIJA IN OPIS

### 2.7 Senior officials / Vodstvo rallya

Eva Peternel Chief of the Press / Vodja press centra

## 6 ADVERTISING AND IDENTIFICATION / OGLAŠEVANJE IN IDENTIFIKACIJA

### 6.3 Organizer's optional advertising / Neobvezne reklame organizatorja

Pictures of optional advertising (letters C<sub>1</sub>, C<sub>2</sub>, C<sub>3</sub>, G) are in Appendix I. / Slike neobveznih reklam (črke C<sub>1</sub>, C<sub>2</sub>, C<sub>3</sub>, G) so v Prilogi I.

## 11 SCRUTINEERING, SEALING AND MARKING / TEHNIČNI PREGLEDI, PLOMBIRANJE IN OZNAČEVANJE

### 11.7 GPS system / Vgradnja sistema za sledenje

The drivers will receive GPS at roadbook issuing on 30.6.2017. The instructions are in Appendix 2 of this bulletin.

Sistem sledenja bodo vozniki prejeli ob izdaji Potne knjige 30.6.2017. Navodila so v Prilogi 2 tega biltena.

## 12 RALLY CHARACTERISTICS / ZNAČILNOSTI RALLYA

### 12.4 Earlier enter in the timing control / Predčasen vstop v časovno kontrolo

Early enter in the time control is permitted at TC 2B and 2C after the second section, and at TC 10B and 10C after the end of the rally.

Predčasen vstop je možen v ČK 2B in 2C po drugem odseku in v ČK 10B in 10C po koncu rallya.

## 14 PRIZES / NAGRADE

### 14.1 List of prizes / Seznam nagrad in pokalov

According to FIA CEZ Rally Championship / Po pravilniku FIA CEZ za prvenstvo v rallyu

Classification for each of the group 1st place

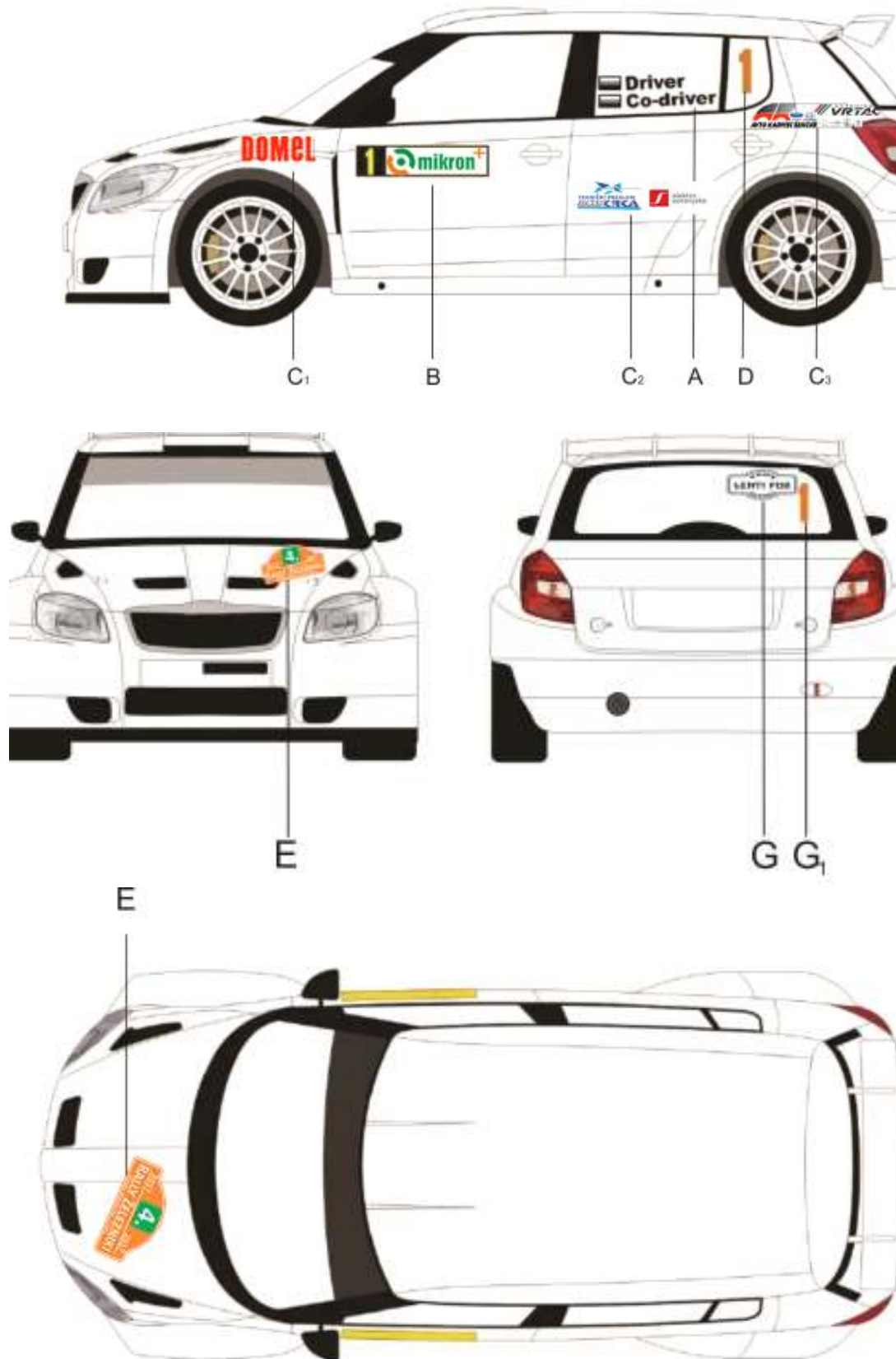
Uvrstitev v posamezni Skupini 1. mesto

Approved / Potrjuje AŠ 2005  
direktor Dagmar Šuster

Direktor rally-a  
Ferdinand Poberžnik




APPENDIX I / PRILOGA I



## APPENDIX II / PRILOGA II



## GPS SAFETY TRACKING SYSTEM



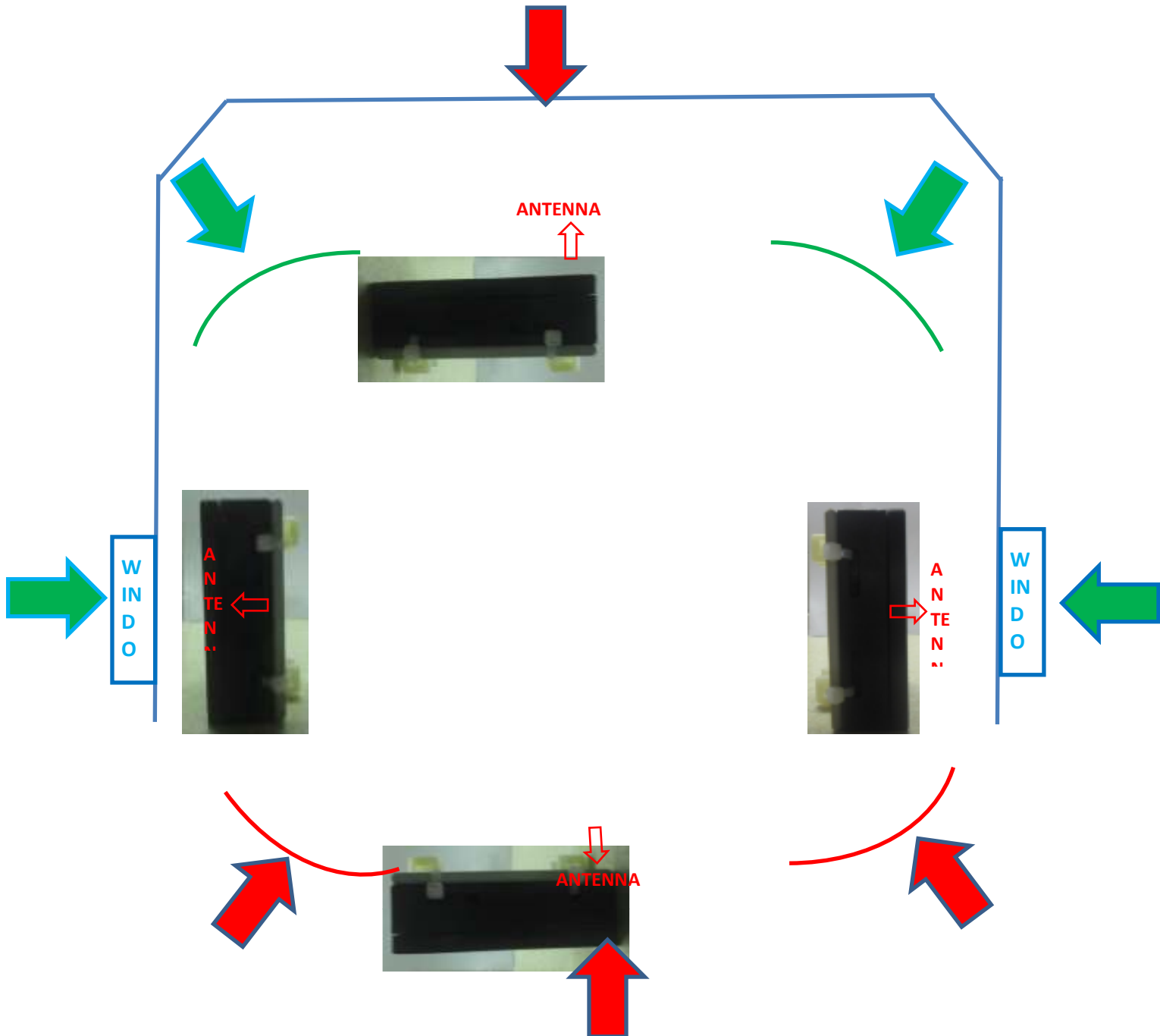

### MOUNTING INSTRUCTIONS (NAVODILA ZA MONTAŽO):



It is easy to mount the tracker on the roll bar.

*Enostavna montaža sledilnika na roll bar dirkalnika.*

**WARNING (OPOZORILO):**



Antenna of GPS device shall be turned left or right to the window, but never up or down.  
*Sledilnik mora biti montiran tako, da je zgornja stran, torej antena, obrnjena vedno levo ali desno proti oknu. Montaža sledilnika, obrnjenega navzgor proti strehi, ali navzdol, ni dovoljena.*